

### 300 Watt

### POLY HALF CELL SOLAR MODULE



#### Features



##### High power output

Compared to normal module, the power output can increase 5W-10W



##### lower hot spots

Reduce the hot spots and minimize panel degradation



##### Excellent weak light performance

More power output in weak light condition, such as haze, cloudy, and morning



##### Suntech current sorting process

System output maximized by reducing mismatch losses up to 2% with modules sorted & packaged by amperage



##### Extended wind and snow load tests

Module certified to withstand extreme wind (3800 Pascal) and snow loads (5400 Pascal) \*



##### Withstanding harsh environment

Reliable quality leads to a better sustainability even in harsh environment like desert, farm and coastline


Certifications and standards:  
IEC 61215, IEC 61730, conformity to CE



#### Trust Suntech to Deliver Reliable Performance Over Time

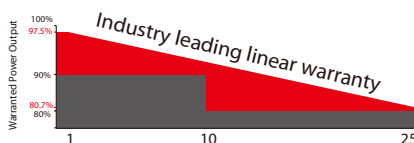
- World-class manufacturer of crystalline silicon photovoltaic modules
- Unrivaled manufacturing capacity and world-class technology
- Rigorous quality control meeting the highest international standards: ISO 9001: 2008, ISO 14001: 2004 and ISO17025: 2005
- Regular independently checked production process from international accredited institute/company
- Long-term reliability tests
- 2 x 100% EL inspection ensuring defect-free modules

#### Special Cell Design



The unique cell design leads to reduced electrodes resistance and smaller current, thus enables higher fill factor. Meanwhile, it can reduce losses of mismatch and cell wear, and increase total reflection.

#### Industry-leading Warranty based on nominal power



- 97.5% in the first year, thereafter, for years two (2) through twenty-five (25), 0.7% maximum decrease from MODULE's nominal power output per year, ending with the 80.7% in the 25th year after the defined WARRANTY STARTING DATE.\*\*\*\*
- 12-year product warranty
- 25-year linear performance

#### IP68 Rated Junction Box



The Suntech IP68 rated junction box ensures an outstanding waterproof level, supports installations in all orientations and reduces stress on the cables. High reliable performance, low resistance connectors ensure maximum output for the highest energy production.

\* Please refer to Suntech Standard Module Installation Manual for details. \*\*WEEE only for EU market.

\*\*\* Please refer to Suntech Product Near-coast Installation Manual for details. \*\*\*\* Please refer to Suntech Product Warranty for details.

Made in China

# Superpoly STP300 - 20/Wfh

## STP295 - 20/Wfh

## STP290 - 20/Wfh



### Electrical Characteristics

STC	STP300-20/Wfh	STP295-20/Wfh	STP290-20/Wfh
Maximum Power at STC (Pmax)	300 W	295 W	290 W
Optimum Operating Voltage (Vmp)	32.7 V	32.5 V	32.3 V
Optimum Operating Current (Imp)	9.18 A	9.08 A	8.99 A
Open Circuit Voltage (Voc)	39.4 V	39.2 V	39.0 V
Short Circuit Current (Isc)	9.62 A	9.55 A	9.47 A
Module Efficiency	18.1%	17.8%	17.5%
Operating Module Temperature	-40 °C to +85 °C		
Maximum System Voltage	1000 V DC (IEC)		
Maximum Series Fuse Rating	20 A		
Power Tolerance	0/+5 W		

STC: Irradiance 1000 W/m<sup>2</sup>, module temperature 25 °C, AM=1.5;  
Tolerances of Pmax, Voc and Isc are all within ±5%

NMOT	STP300-20/Wfh	STP295-20/Wfh	STP290-20/Wfh
Maximum Power at NMOT (Pmax)	224.1 W	221.5 W	216.8 W
Optimum Operating Voltage (Vmp)	30.3 V	30.2 V	29.8 V
Optimum Operating Current (Imp)	7.40 A	7.34 A	7.27 A
Open Circuit Voltage (Voc)	36.6 V	36.6 V	36.3 V
Short Circuit Current (Isc)	7.79 A	7.73 A	7.67 A

NMOT: Irradiance 800 W/m<sup>2</sup>, ambient temperature 20 °C, AM=1.5, wind speed 1 m/s;

### Temperature Characteristics

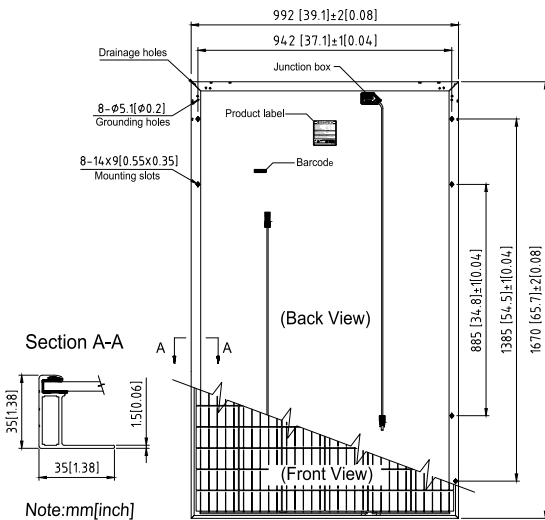
Nominal Module Operating Temperature (NMOT)	42 ± 2°C
Temperature Coefficient of Pmax	-0.38%/°C
Temperature Coefficient of Voc	-0.33%/°C
Temperature Coefficient of Isc	0.067%/°C

### Mechanical Characteristics

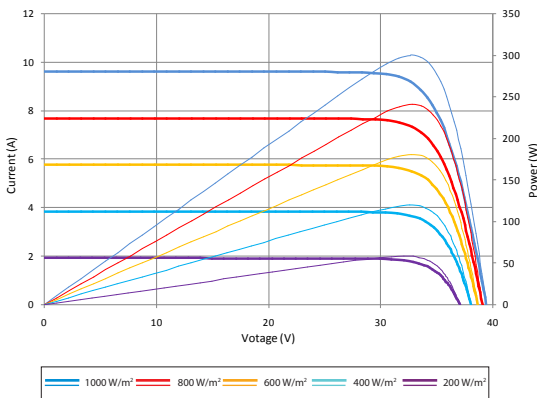
Solar Cell	Polycrystalline silicon 6 inches
No. of Cells	120 (6 × 20)
Dimensions	1670 × 992 × 35mm (65.7× 39.1 × 1.4inches)
Weight	18.5 kgs (40.8 lbs.)
Front Glass	3.2 mm (0.13 inches) tempered glass
Frame	Anodized aluminium alloy
Junction Box	IP68 rated (3 bypass diodes)
Output Cables	4.0 mm <sup>2</sup> (0.006 inches <sup>2</sup> ), symmetrical lengths (-) 1200mm (47.24 inches) and (+) 1200 mm (47.24 inches)
Connectors	Genuine MC4

### Packing Configuration


Container	20' GP	40' HC
Pieces per pallet	30	30
Pallets per container	6	26
Pieces per container	180	780



### Current-Voltage & Power-Voltage Curve (300)



### Dealer information



Information on how to install and operate this product is available in the installation instruction. All values indicated in this data sheet are subject to change without prior announcement. The specifications may vary slightly. All specifications are in accordance with standard EN 50380. Color differences of the modules relative to the figures as well as discolorations of/in the modules which do not impair their proper functioning are possible and do not constitute a deviation from the specification.